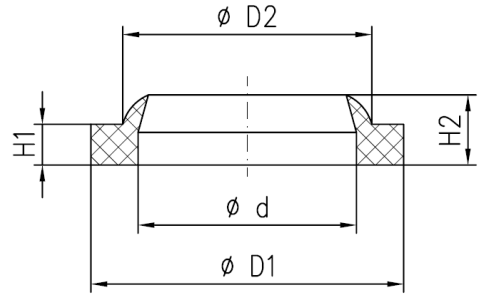


ORDER INFORMATION

WIPER

TYPE: _____

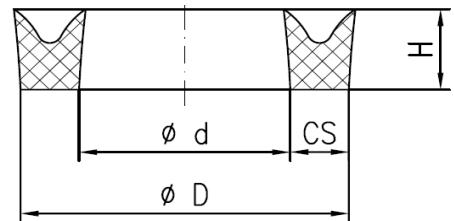
d piston	D1	D2	H1	H2



ROD - OR PISTON SEAL

TYPE: _____

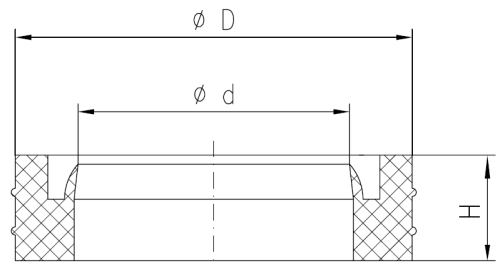
d piston	D	H	CS	RM rod (stationary) or PM piston (dynamic) mounted



BASE BUSHING for pump stuffing box

TYPE: _____

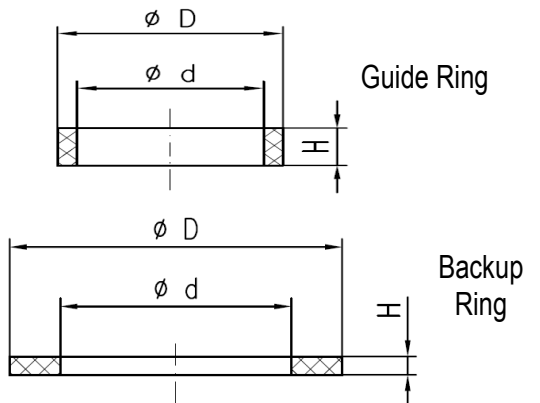
d piston	D	H	endless / split



GUIDE OR BACKUP RING

TYPE: _____

d piston	D	H	RM rod (stationary) or PM piston (dynamic) mounted



Please take all measurements from the equipment! NOT FROM THE EXISTING SEAL

GENERAL INFORMATION

PRESSURE psi (bar)	TEMP. F° (C°)	MEDIUM	STROKE	STROKE SPEED ft/min (m/s)	RPM